

Gap Analysis - Summary

FSSTF

October 25, 2019

- **June Meeting:**
 - Assessed what [current mechanisms exist today](#) that contribute toward fuel/energy/resource security and what [uncertainties/risks are currently accounted for](#) by these mechanisms
- **July Meeting:**
 - Given the credible risks to fuel/energy/resource security that were identified, determine which [uncertainties are not accounted for in the requirements](#) for the current mechanisms that exist today
- **August Meeting:**
 - Given the credible risks to fuel/energy/resource security that were identified, determine if any gaps exist in the [compensation in the form of cost-recovery](#) available for the current mechanisms to mitigate those risks
- **September Meeting:**
 - Given the credible risks to fuel/energy/resource security that were identified, determine if any gaps exist in the [incentives provided by the compensation available](#) for the current mechanisms to mitigate those risks
- **Today:**
 - Summarize key findings from the gap analysis and draw any inferences from the results



Relevant Risks Identified at June FSSTF Meeting

| Relevant Risks | |
|--|--|
| Long Duration Cold Snap Short Duration Cold Snap Natural Gas Pipeline Disruptions | |
| Solar Intermittency Wind Intermittency | Renewable Intermittency - Related |
| Coal Refueling (Bridge Failure) Coal Refueling (Lock and Dam Failure) Coal Refueling (Rail Failure) Coal Refueling (River Freezing) Coal Unavailability (Coal Quality) Natural Gas Unavailability Non-Firm Units Oil Refueling (Oil Terminal) Oil Refueling (Truck Restrictions) Nuclear Regulatory Shutdown (Fuel Related) Nuclear Regulatory Shutdown (Non-Fuel Related) Nuclear Unavailability (High Winds) Hydro Unavailability (Freezing Rivers) River Freezing (Cooling Water Impacts) Ice Storm (Transportation Impacts) | Forced Outages - Related |

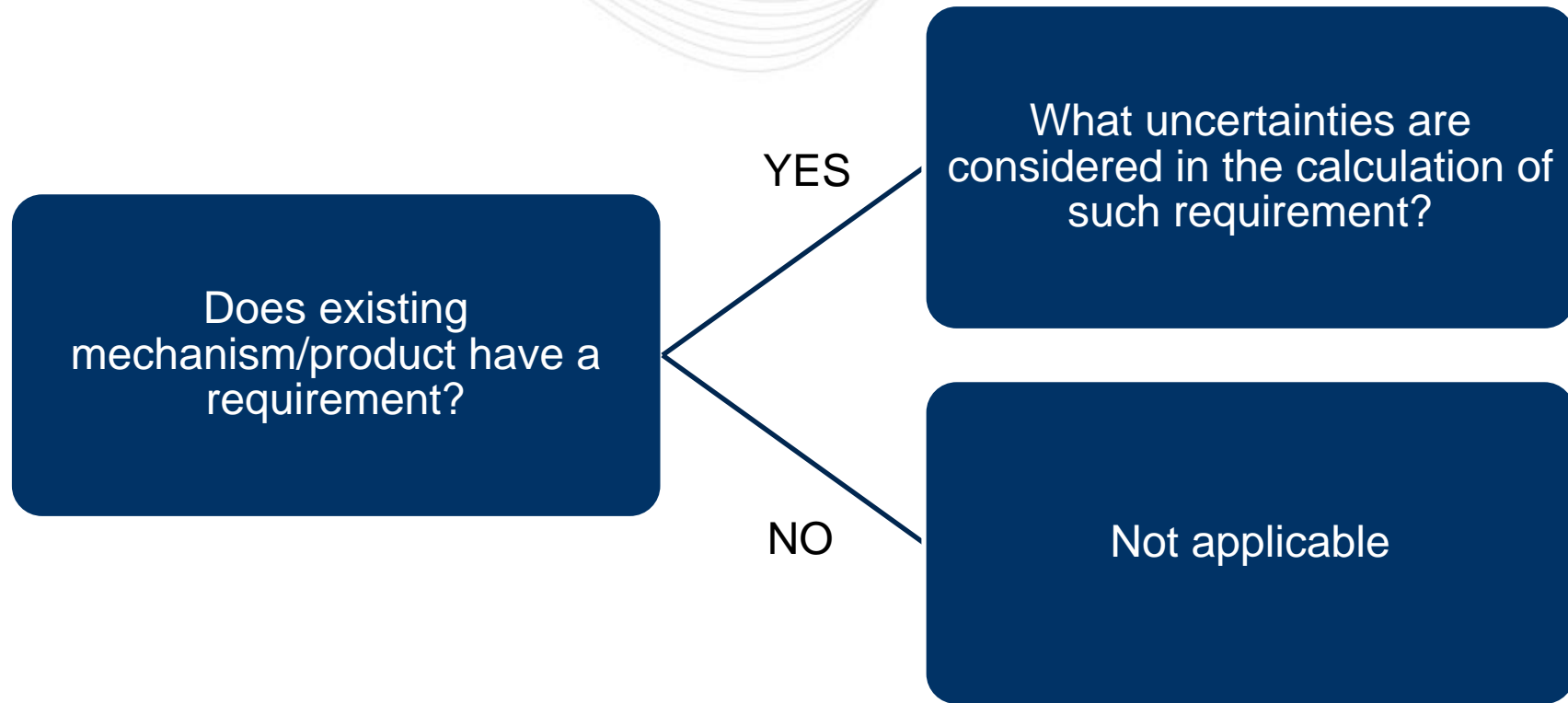
For ease of exposition, some of the Relevant Risks are grouped in two categories: Renewable Intermittency and Forced Outages.

- Capacity Performance (CP)
- Energy Market (DA and RT)
- Contingency Reserves – Current and Proposed
- Regulation
- Maximum Generation Emergency Procedure
- “Resource Limited” Unit Dispatch
- Voltage Reduction
- Gas Contingency Procedures
- Gas/Electric Coordination
- Transmission Planning Solution
- Restoration Plan (Black Start Services)
- Emergency Operating Procedures

- A matrix of the existing mechanisms and products with their associated details is located on the FSSTF webpage:
 - <https://www.pjm.com/committees-and-groups/task-forces/fsstf.aspx>

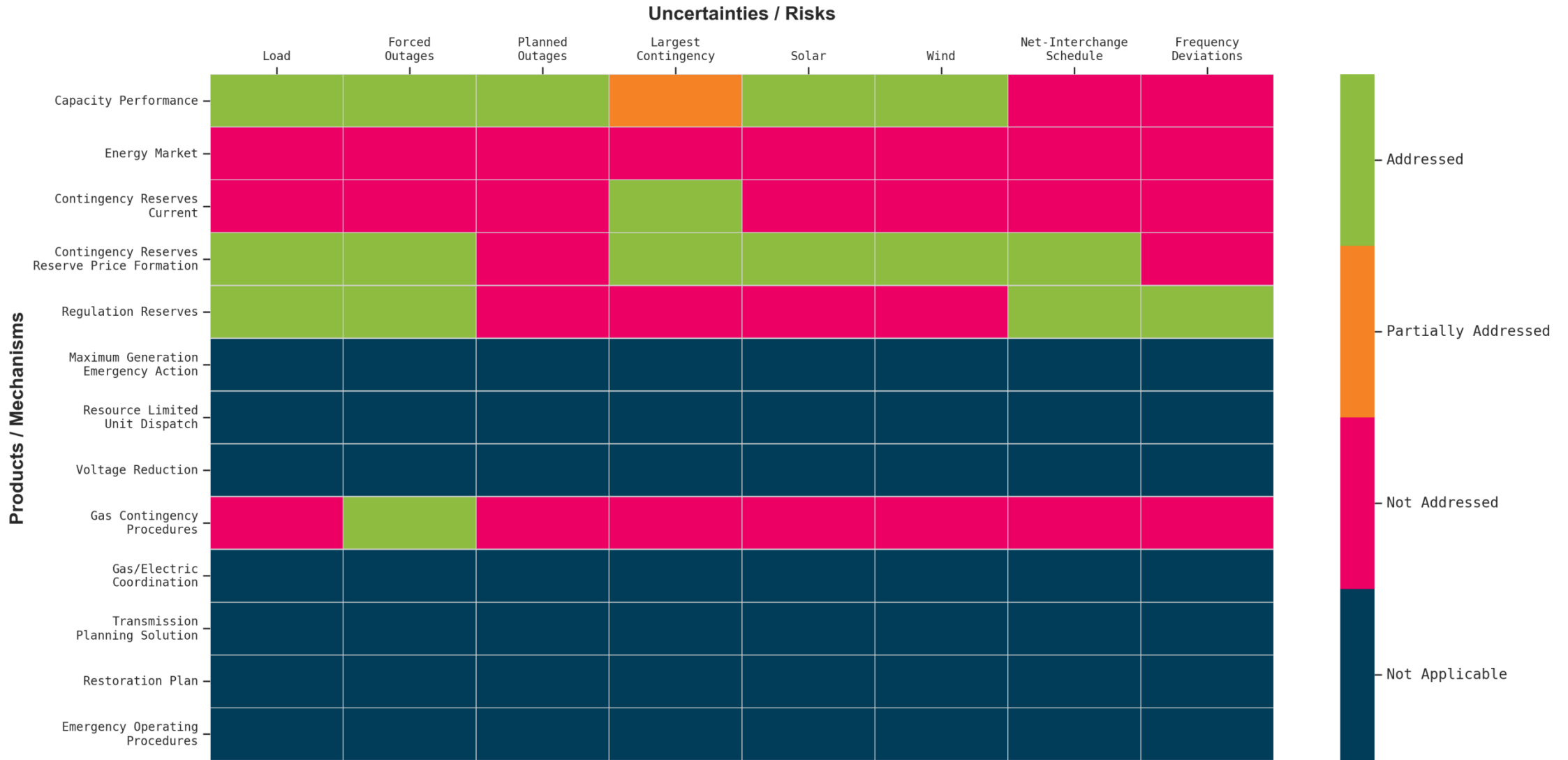
Comparison of Existing Mechanisms and Products

- Uncertainties/Risks included in Requirements
- Procurement Time Period
- Compensation

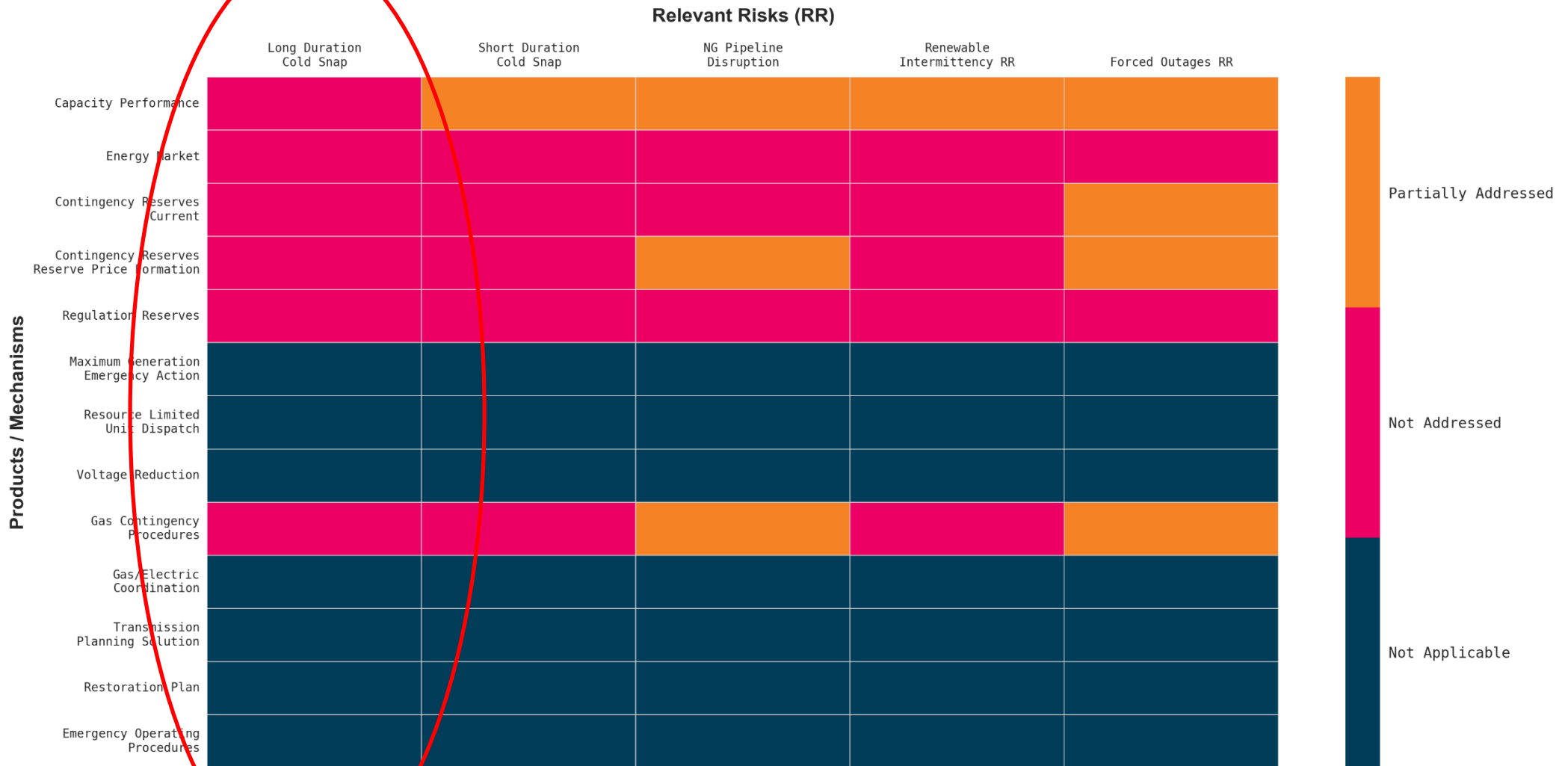




Uncertainties/Risks in Requirements of Existing Mechanisms

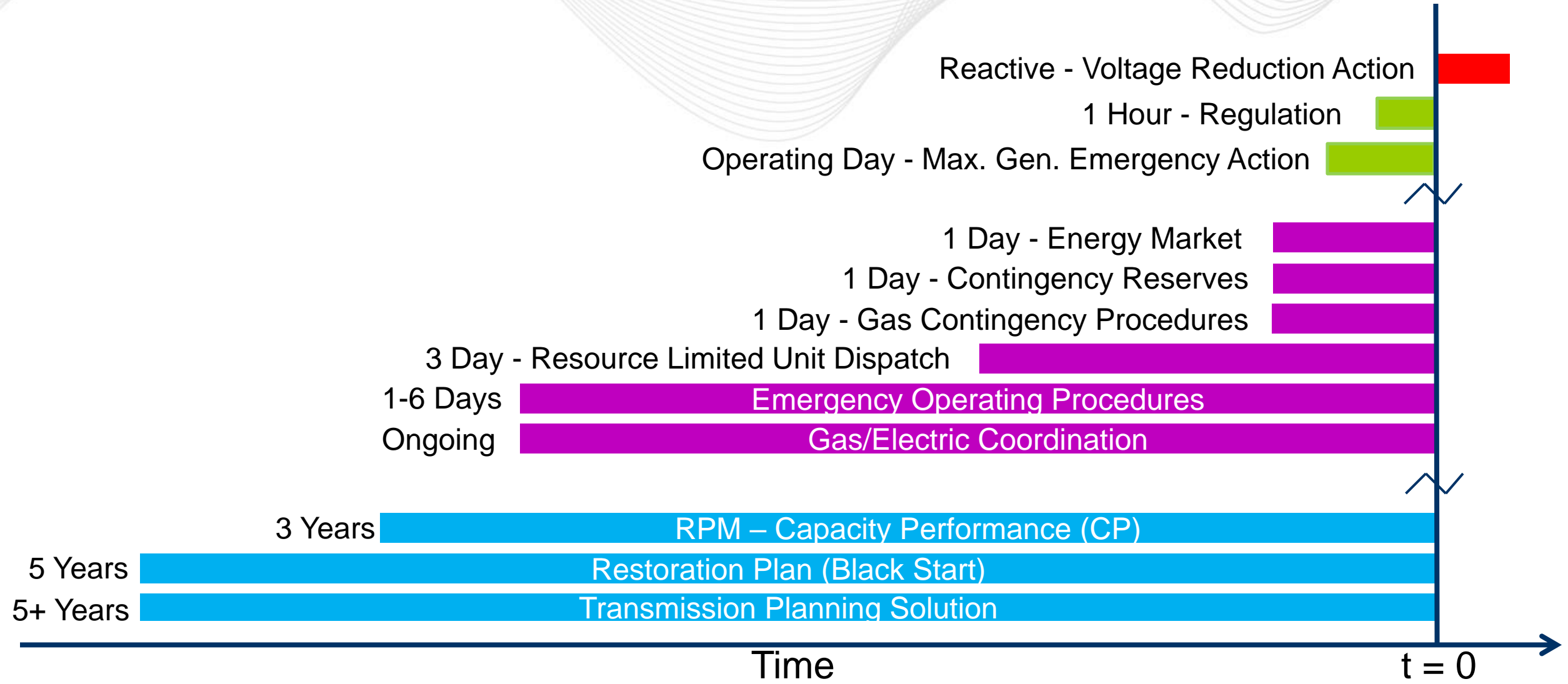


Relevant Risks (RR) in Requirements of Existing Mechanisms



- The risks from a **long duration cold snap** are **not** addressed in the requirements of any of the existing mechanisms.
- For example, the CP requirement (the FPR) is calculated via the Reserve Requirement Study (RRS).
 - The study does not consider all hours of the year, only the peak hour of each weekday. When dealing with a cold snap, it is important to consider the loss of load risk at all hours, not just the peak hour.
 - The RRS considers an average relationship between the peaks of two contiguous weeks. In a long duration cold snap encompassing two weeks or more, the relationship between the weekly peaks is likely to be much different from what has occurred on average historically.

Procurement Time Period – Existing Mechanisms





Gaps in the Procurement Time Period of Existing Mechanisms

- No Gaps Identified



Compensation - Existing Mechanisms

| Mechanism | Compensation | Compensation Structure |
|--|---|---|
| Capacity Performance | RPM Auction Clearing Prices (+) PAI Bonus Performance Credits (-) PAI Non-Performance Charges | Auction (3-year Forward); PAIs (RT) |
| Energy Market | Locational Marginal Prices | Auction (DA/RT) |
| Contingency Reserves | Reserve Market Clearing Prices | Auction (DA/RT) |
| Regulation Reserves | Regulation Market Clearing Prices | Auction (RT) |
| Transmission Planning Solution | Cost Recovery Rates | RFP - Cost/Benefit Analysis (5-year Forward+) |
| Gas Contingency Procedures | Reserve Clearing Price / Switching Cost Recovery (under discussion) | Auction (DA/RT) / Administrative |
| Restoration Plan (Black Start) | Cost Recovery Rates | RFP (5-year Forward or as needed) |
| Gas/Electric Coordination | No specific compensation | - |
| Maximum Generation Emergency Procedure | No specific compensation | - |
| "Resource Limited" Unit Dispatch | No specific compensation | - |
| Voltage Reduction | No specific compensation | - |
| Other Emergency Operating Procedures | No specific compensation | - |

| Long Duration Cold Snap | Short Duration Cold Snap | NG Pipeline Disruption | Renewable Intermittency RR | Forced Outage RR |
|--|--------------------------|------------------------|----------------------------|--|
| <p>Allowable costs included in Avoidable Cost Rate (ACR): Fuel Availability Expenses, Carrying Charges, Capacity Performance Quantifiable Risk, and Project Investment Recovery.</p> | | | | |
| | | | | <p>Ability to recover capital costs to reduce forced outage rates.</p> |

- Majority of generation resources are not offering in unit specific ACRs – thus no specific information on fuel availability expenses
- From the SOM report, for the 21/22 BRA:
 - 84.2% of Generation Resources used the default offer cap
 - 11.4% of Generation Resources offered in as price takers
 - <1% submitted a unit specific ACR

- Incentives provided by the current mechanisms fall into two categories:
 - 1) Penalties for Not Performing
 - 2) Lost Revenue from Not Performing (or deviation charges for units with a day-ahead market obligation)

- Given that each scenario in Phase I has a probability of occurring, generator incentives to perform can be measured based on expectations of future costs, not on the costs themselves
- **Note: Expected costs are only one measure of risk that can be used for decision making.**
- A generator may want to minimize expected cost:

$$\text{Expected Cost} = \sum_{\text{for all Scenarios } i} (\text{Cost}_{\text{scenario } i} \times \text{Probability}_{\text{scenario } i})$$

- **Question 1: How to determine the cost of each scenario occurring?**
- **Question 2: How to determine the probability of each scenario occurring?**

- To calculate a **Maximum Expected Cost** (upper bound), we can assume a probability for the highest cost scenario that is equal to the sum of the probabilities of all the non-zero cost scenarios occurring.

- For example, let:

$$Probability_{Highest\ Cost\ Scenario} = \sum_{for\ all\ Scenarios\ j\ with\ non-zero\ cost} Probability_{Scenario\ j}$$

- Then:

$$Max.\ Expected\ Cost = Cost_{Highest\ Cost\ Scenario} \times Probability_{Highest\ Cost\ Scenario}$$

$$\geq Expected\ Cost = \sum_{for\ all\ Scenarios\ i} (Cost_{Scenario\ i} \times Probability_{Scenario\ i})$$

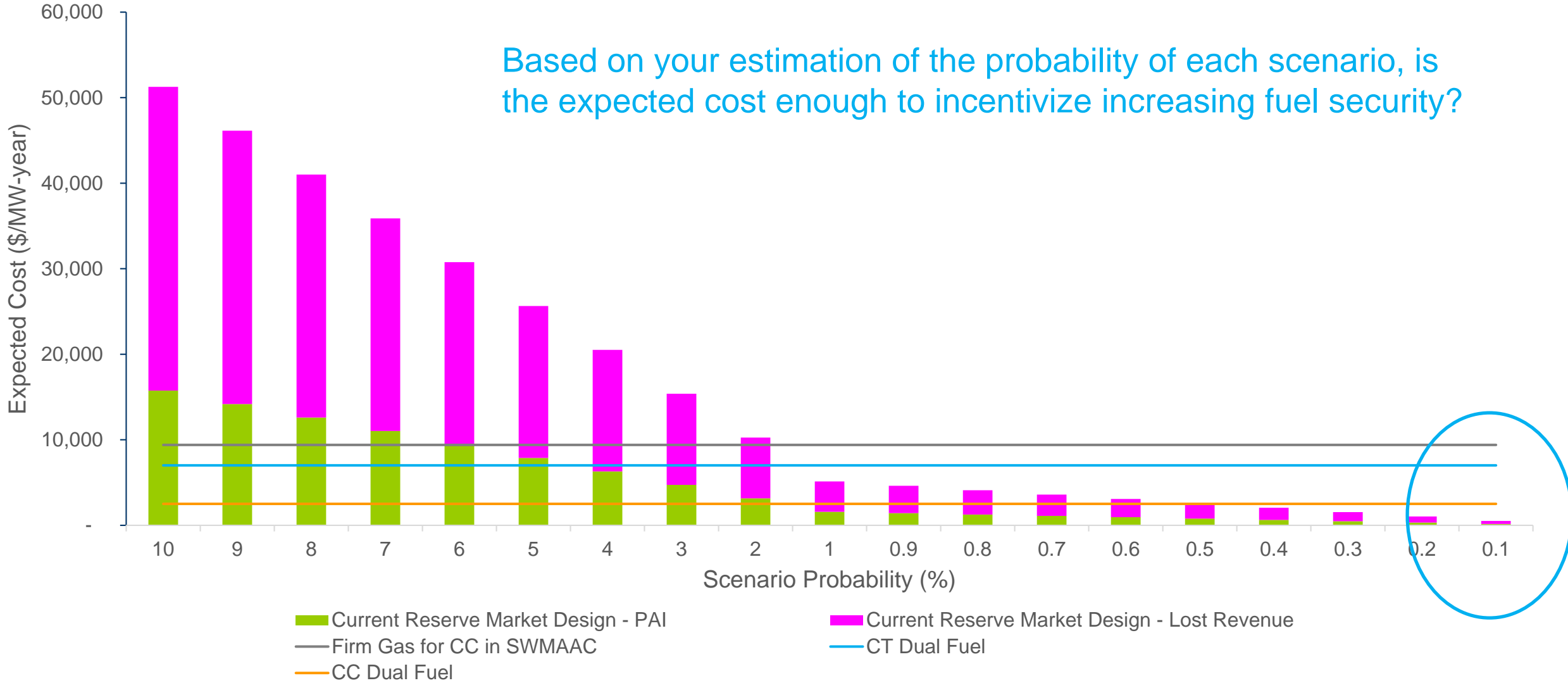
- Based on emergency procedures triggered during the last few years, the probability of a non-zero cost scenario occurring in any hour is in the range of 0.1%.
- For example, in 2018, below are the number of hours with the following emergency procedures triggered:
 - Demand Response Deployment Hours: 0
 - Synchronized Reserve Shortage Hours: 2
 - Voltage Reduction Hours: 0
 - Manual Load Shed Hours: 3

- The following are some example costs for generator investments that may allow a resource to increase fuel security (these are provided for illustrative purposes only, actual costs may differ).
 - Cost for Firm Gas in SWMAAC for a CC = \$9,400/MW-year
 - Cost to add dual fuel capability:
 - CT = \$7,000/MW-year
 - CC = \$2,500/MW-year

Costs are from the Brattle Report

Phase I Highest Cost Scenario Expected Costs

Based on your estimation of the probability of each scenario, is the expected cost enough to incentivize increasing fuel security?



- Under the current reserve market design, assuming the probability of all scenarios with a non-zero cost is approximately 0.1%, a **maximum expected cost** of \$510/MW-year does **not appear** to be enough to incentivize a generator to increase its fuel security.

- Currently, there does **not appear** to be an incentive under the existing mechanisms for a resource to increase its fuel security.
- The only mechanism available for a resource that guarantees its cost-recovery of fuel availability expenses is its capacity market avoidable cost rate (ACR) and the vast majority of resources are not submitting unit specific cost data so there is no specific information on fuel availability costs.

- As a result of the gaps identified:
 - 1) It is important to study the reliability of the system under extended periods of severe weather conditions
 - 2) Refrain from making assumptions about the potential availability improvements of certain resources under stressed system conditions
 - 3) Consider whether additional compensation mechanisms or modifications to the compensation of the existing mechanisms are needed to incentivize desired behavior