



Voting Application: Active Voter Registration

Knowledge Management Center
As of June 2022

- On June 15, 2022 PJM will implement a change to the Voting Application regarding active voter registration
 - Those wishing to vote via the Voting App at stakeholder meetings will be required to register themselves as the active voter and will no longer be automatically registered as the active voter for open committee meetings for which they are on the roster
 - In order to register as the active voter:
 - User must be listed as primary or designate on a committee roster

OR

 - User is a designate (proxy) for the current meeting

AND

 - No one else on roster has logged into to the Voting application and registered as the active voter
 - Company dues are paid / company is not in default

- On the Welcome Screen a user can see all open meetings and the following information relevant to the user:
 - Listed on roster or listed as designate voter and able to register as the active voter
 - Active voter is already established
 - Not listed on roster or listed as designate

Committee Meetings Available for Voting

Committee	Meeting Date	Registration Status
MIC	Jun 1, 2022, 9:00:00 AM	You must navigate to the Registration Details tab if you wish to register as the active voter for this meeting.
PC	Jun 1, 2022, 12:00:00 PM	Tester Testing is currently the active voter for PJM DEMO Company 3 Tester Testing is currently the active voter for PJM DEMO Company 4
OC	Jun 1, 2022, 11:00:00 AM	You must be listed as a voter on the committee roster or be a designate for this meeting in order to vote.

Continue

- Upon clicking the “Continue” button on the Welcome Screen, user’s will be directed to the Registration Details tab.
- In order to register as the active voter, a user must select the committee and date for which they wish to register.
 - The dropdown will only populate with those committees for which the user is on the roster.

Registration

Select a committee and meeting date and then click *Retrieve* button.

Committee: Meeting Date:

MIC
PC

- Upon selecting a committee, date and clicking the “Retrieve” button, the user will be presented with a table displaying the company(s) the user is eligible to vote for, for the committee meeting selected.

Select a committee and meeting date and then click *Retrieve* button.




Committee: MIC Meeting Date: 06/01/2022 Retrieve

[Bulk Register as Active Voter](#)

Select	Member Name	Sector	Active Voter	Voting Method	Voter Phone	Voter Email	Actions
<input type="checkbox"/>	PJM DEMO Company 3	Transmission Owner					
<input type="checkbox"/>	PJM DEMO Company 4	Transmission Owner					
<input checked="" type="checkbox"/>	PJM Training, LLC	Generation Owner					




- User's can register as the active voter in two ways:
 - Select the checkbox next to the company(s) for which they wish to register as the active voter and click the "Bulk Register as Active Voter" button

[Bulk Register as Active Voter](#)

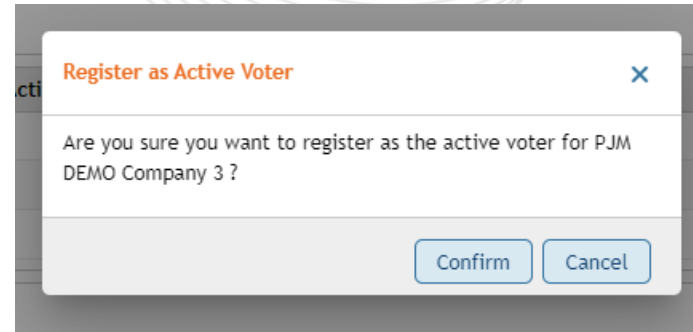
Select	Member Name	Sector	Active Voter	Voting Method	Voter Phone	Voter Email	Actions
<input checked="" type="checkbox"/>	PJM DEMO Company 3	Transmission Owner					
<input checked="" type="checkbox"/>	PJM DEMO Company 4	Transmission Owner					
<input type="checkbox"/>	PJM Training, LLC	Generation Owner					

- Select the plus icon on the line associated with the company for which they wish to register as the active voter

[Bulk Register as Active Voter](#)

Select	Member Name	Sector	Active Voter	Voting Method	Voter Phone	Voter Email	Actions
<input type="checkbox"/>	PJM DEMO Company 3	Transmission Owner					
<input type="checkbox"/>	PJM DEMO Company 4	Transmission Owner					
<input type="checkbox"/>	PJM Training, LLC	Generation Owner					

- Users will be asked to confirm their active voter registration



- Upon confirmation, a success message will appear and the table will update to show the user listed as the active voter.







Success: Registered as active voter

Select a committee and meeting date and then click Retrieve button.

Committee: MIC Meeting Date: 06/01/2022 Retrieve

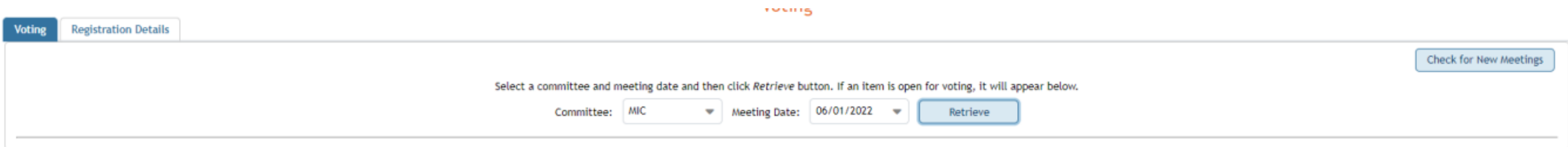
Check for New Meetings

Bulk Register as Active Voter

Select	Member Name	Sector	Active Voter	Voting Method	Voter Phone	Voter Email	Actions
<input checked="" type="checkbox"/>	PJM DEMO Company 3	Transmission Owner	Voting Tester	Online	2154506539	amanda.egan@pjm.com	 
<input type="checkbox"/>	PJM DEMO Company 4	Transmission Owner					 
<input type="checkbox"/>	PJM Training, LLC	Generation Owner					 

- If two or more meetings are taking place on the same day, the registration process will need to take place for each meeting.
 - After the user registers as the active voter for one committee meeting, they will need to go back to the committee dropdown, select the other committee, enter the date and hit the “Retrieve” button.
 - The user will then need to select the company(s) for which they will be voting on behalf of at the meeting selected.

- Upon registering as the active voter, the user can proceed to the Voting tab.
 - No changes have been made to this page or to the process by which the user votes.

A screenshot of a web application interface for voting. At the top, there are two tabs: "Voting" (highlighted in blue) and "Registration Details". Below the tabs is a search area with the text "Select a committee and meeting date and then click Retrieve button. If an item is open for voting, it will appear below." There are two dropdown menus: "Committee:" with "MIC" selected and "Meeting Date:" with "06/01/2022" selected. To the right of these is a "Retrieve" button. In the top right corner of the search area is a "Check for New Meetings" button. The word "Voting" is also visible in orange text above the search area.

- Test meetings will be open in the [Voting Application](#) for all Standing Committees June 16 through June 24.
- Full Voting Application [training slides](#) are available on the [Voting Tool](#) page on PJM.com.

Presenter:
Amanda Egan,
amanda.egan@pjm.com

Voting Application: Active Voter Registration



Member Hotline

(610) 666 – 8980

(866) 400 – 8980

custsvc@pjm.com

**PROTECT THE
POWER GRID
THINK BEFORE
YOU CLICK!**









Be alert to
malicious
phishing emails.

Report suspicious email activity to PJM.
(610) 666-2244 / it_ops_ctr_shift@pjm.com



- The Registration Details screen should be used to unregister as the Active Voter
 - This may be done at any time during a meeting and will allow someone else to log in as the Active Voter

Select	Member Name	Sector	Active Voter	Voting Method	Voter Phone	Voter Email	Actions
<input checked="" type="checkbox"/>	PJM DEMO Company 3	Transmission Owner	Voting Tester	Online	2154506539	amanda.egan@pjm.com	 
<input type="checkbox"/>	PJM DEMO Company 4	Transmission Owner					 
<input type="checkbox"/>	PJM Training, LLC	Generation Owner					 



A callout box titled "Actions" is shown, containing three rows of icons. Each row has a folder icon and a circular icon with a minus sign. A blue arrow points from the top-right of the table's Actions column to the top-left of this callout box.