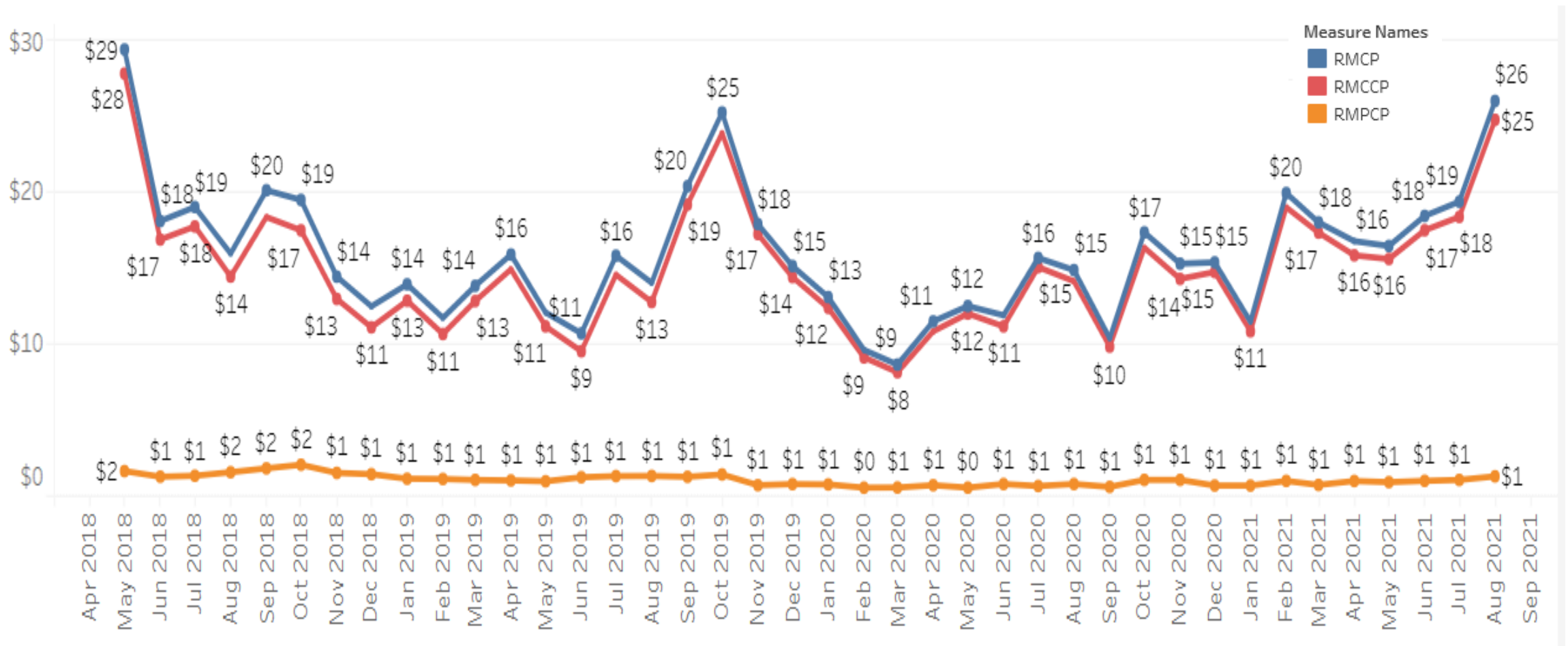


A decorative graphic consisting of several thin, overlapping, wavy lines in a light gray color, positioned at the top of the slide.

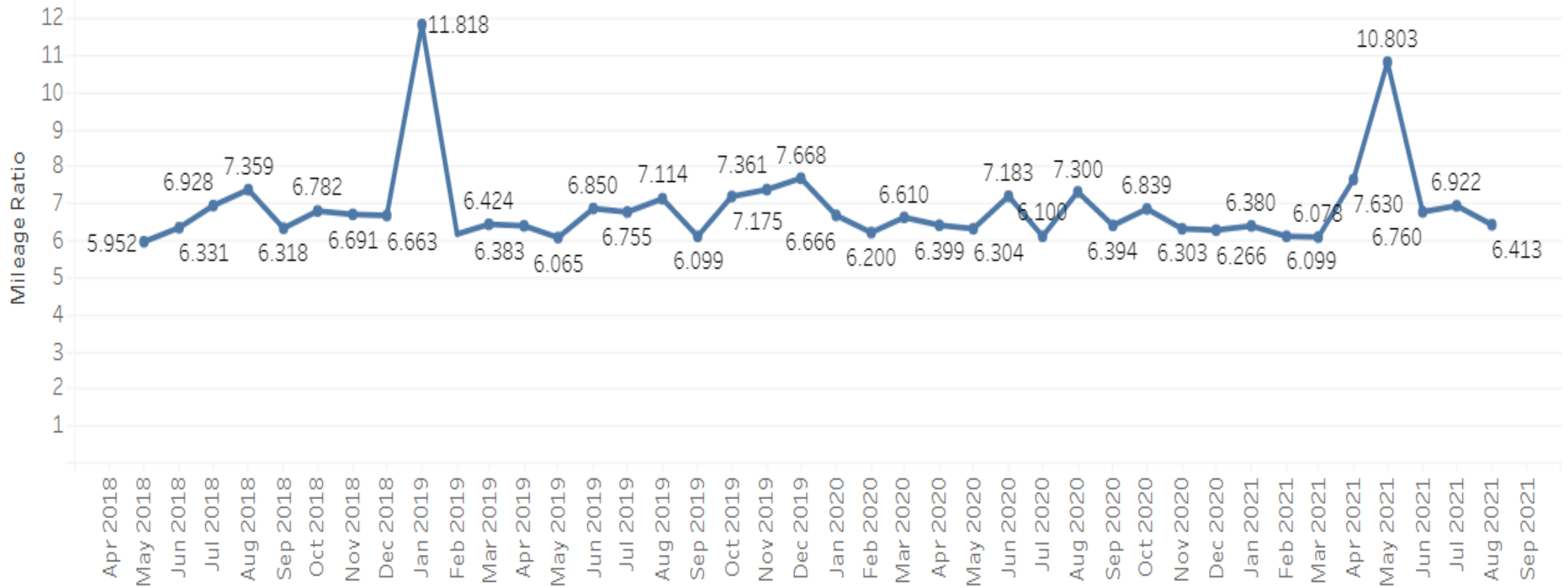
# Regulation Update

Ilyana Dropkin  
Engineer II, Performance Compliance  
Operating Committee  
September 10, 2021

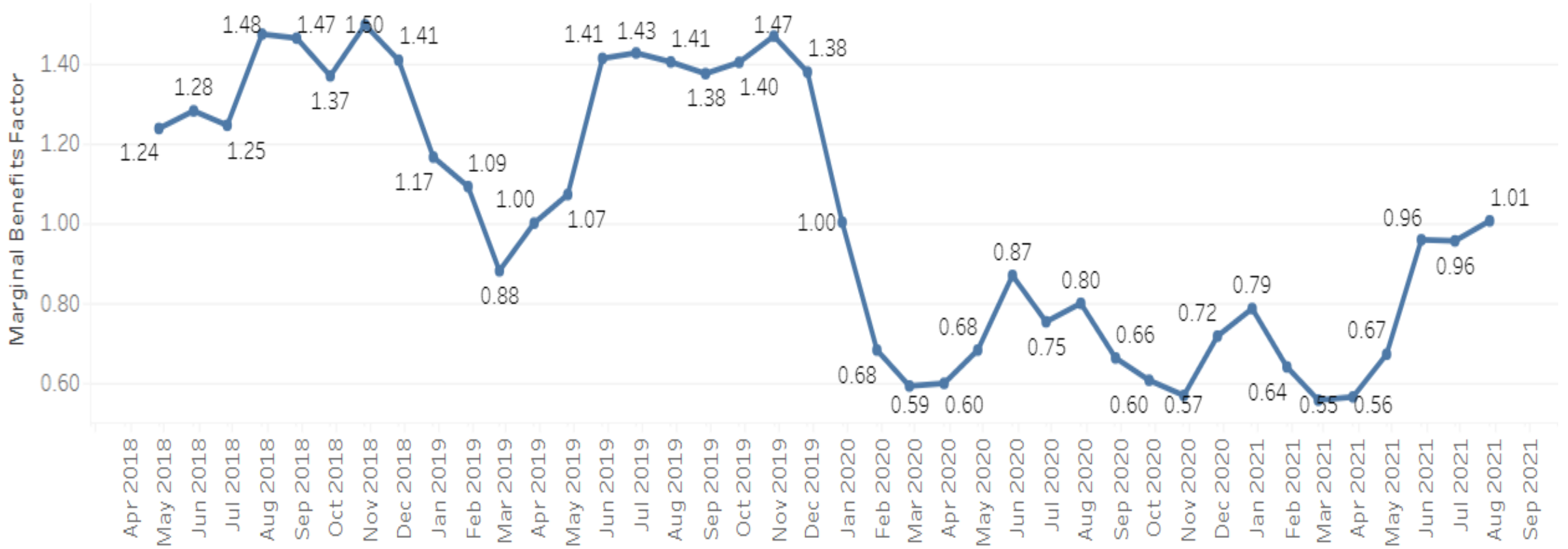
# Average Regulation Market Clearing Prices Per Month



# Average Mileage Ratio Per Month



# Average Marginal Benefits Factor Per Month



# Regulation Requirement

Season	Dates	Off-Ramp	On-Ramp	Effective MW Requirement
Winter	Dec 1 – Feb 29	HE1 – HE4, HE10 – HE16	HE5 – HE9, HE17 – HE24	Non-Ramp = 525MW Ramp = 800MW
Spring	Mar 1 – May 31	HE1 – HE5 HE9 – HE17	HE6 – HE8 HE18- HE24	Non-Ramp = 525MW Ramp = 800MW
Summer	Jun 1 - Aug 31	HE1 – HE5 HE15 – HE18	HE6 – HE14 HE19- HE24	Non-Ramp = 525MW Ramp = 800MW
<b>Fall</b>	<b>Sep 1– Nov 30</b>	<b>HE1 – HE5 HE9 – HE17</b>	<b>HE6 – HE8 HE18- HE24</b>	<b>Non-Ramp = 525MW Ramp = 800MW</b>

# Regulation A Performance

MW	Steam	Hydro	CT	DSR
<b>Regulation A</b>				
Avg. Performance Score (1/2018)	78%	87%	84%	84%
Avg. Performance Score (1/2019)	79%	88%	85%	83%
Avg. Performance Score (1/2020)	82%	88%	86%	81%
Avg. Performance Score (6/2021)	83%	88%	87%	79%
Avg. Performance Score (8/2021)	82%	89%	87%	78%
<b>Regulation A Qualified MW (8/21)</b>	5120.5	838	1420.8	5.4

# Regulation D Performance

MW	Hydro	CT	Energy Storage	DSR
<b>Regulation D</b>				
Avg. Performance Score (1/2018)	77%	92%	92%	84%
Avg. Performance Score (1/2019)	80%	85%	93%	85%
Avg. Performance Score (1/2020)	80%	85%	91%	87%
Avg. Performance Score (6/2021)	80%	85%	90%	85%
Avg. Performance Score (8/2021)	80%	85%	90%	84%
<b>Regulation D Qualified MW (8/21)</b>	334	110.8	266.1	19.3

# How long the signal is automatically pegged

- RegD

	Apr	May	Jun	Jul	Aug	Sept	Oct	Nov	Dec	Jan	Feb	Mar	Apr	May	Jun	Jul	Aug
20-30 min. duration	2	2	5	10	4	3	4	2	4	1	5	1	4	8	9	5	6
>30 min. duration	0	0	0	0	0	0	0	0	0	0	0	1	1	0	0	1	0

- RegA

	Apr	May	Jun	Jul	Aug	Sept	Oct	Nov	Dec	Jan	Feb	Mar	Apr	May	Jun	Jul	Aug
20-30 min. duration	66	85	71	101	93	71	80	79	55	80	74	93	104	85	76	89	77
>30 min. duration	35	30	45	67	65	36	57	48	40	32	57	50	64	63	34	42	43

\*Data through 8/30/21



SME/Presenter:

*Ilyana Dropkin,  
Ilyana.Dropkin@pjm.com*

*Performance Compliance Department,  
[PerfCompDept@pjm.com](mailto:PerfCompDept@pjm.com)*

**Regulation OC Update**



**Member Hotline**

(610) 666 – 8980

(866) 400 – 8980

[custsvc@pjm.com](mailto:custsvc@pjm.com)