

SUPPLEMENTAL VOTING RESULTS

PJM Members Committee
MC Meeting Date: October 25, 2018

Item: 3 Market Seller Offer Cap Balancing Ratio Proposal

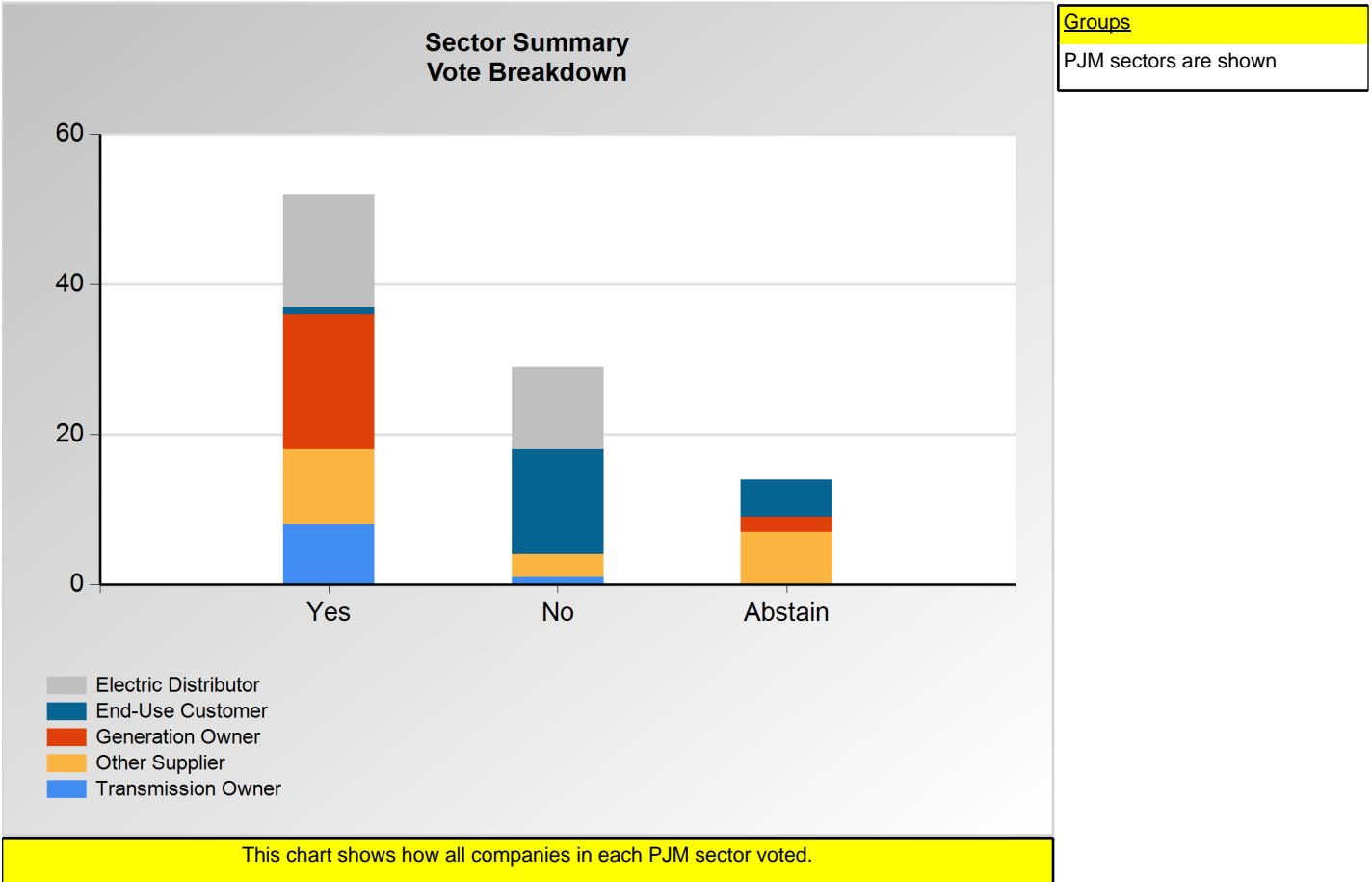
(Vote Result: FAILED)

SECTION 1

Charts displayed in this section include various portrayals of how all companies voted at the Members Committee (MC) meeting on this particular issue.

PJM Members Committee
MC Meeting Date: October 25, 2018

Item 3: Market Seller Offer Cap Balancing Ratio Proposal
 (Vote Result: FAILED)



Additional Detail:

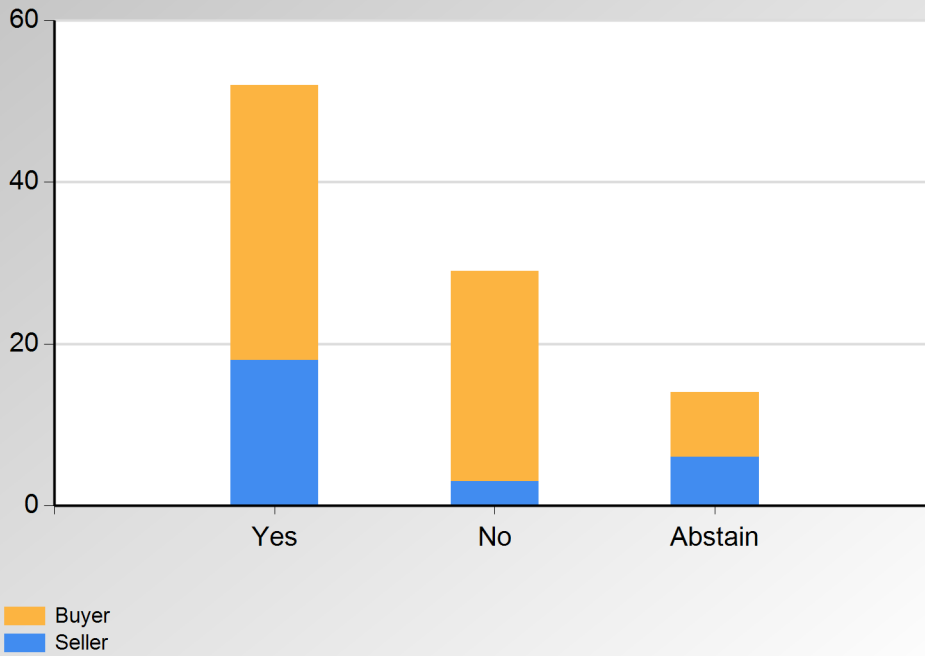
	Eligible	Attended	Did Not Vote	Yes	No	Abstain	Sector Vote In Favor	Sector Weight in Favor
End-Use Customer	37	20	0	1	14	5	6.7 %	0.067
Transmission Owner	15	11	2	8	1	0	88.9 %	0.889
Generation Owner	103	24	4	18	0	2	100.0 %	1.000
Electric Distributor	43	31	5	15	11	0	57.7 %	0.577
Other Supplier	358	27	7	10	3	7	76.9 %	0.769
Total	556	113	18	52	29	14		3.302

*Refer to the Company Designations table "Company Sector" column to see each company's group designation found on this chart.

**PJM Members Committee
MC Meeting Date: October 25, 2018**

Item 3: Market Seller Offer Cap Balancing Ratio Proposal
(Vote Result: FAILED)

**Net Buyer-Seller Position
Vote Breakdown**



**Buyers-Sellers based on
Net Due (\$MM) 12-month
total for 2017**

Seller: < \$0
Buyer: >= \$0

This chart shows how companies as net buyers or sellers voted.
Each company is designated a Buyer or Seller based on
the Net Due amount totaled from the 12 months of PJM bills of the prior year.
Only transactions known by PJM are included.
Therefore, bilateral contracts are excluded.

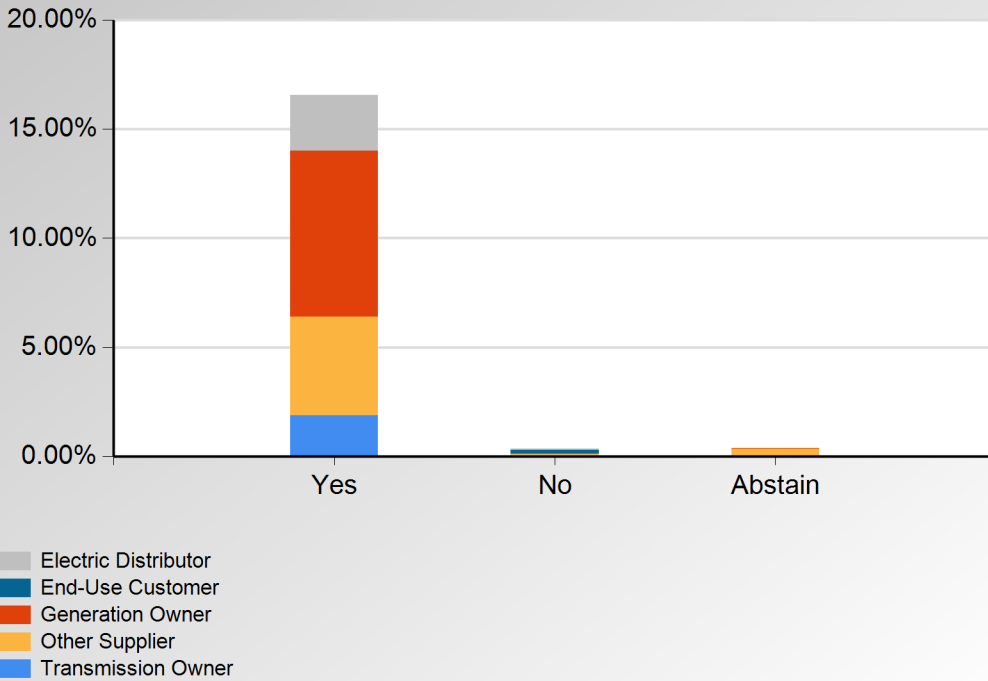
	Yes	No	Abstain
Buyer	34	26	8
Seller	18	3	6

*Refer to the Company Designations table "Buyer-Seller Group" column to see each company's group designation found on this chart.

**PJM Members Committee
MC Meeting Date: October 25, 2018**

Item 3: Market Seller Offer Cap Balancing Ratio Proposal
(Vote Result: FAILED)

**Total of Default Allocation Percentages
per Sector
Vote Breakdown**



Groups
PJM sectors are shown
Default Allocation per Sector as of: January 1, 2014

This chart shows how each sector voted from the perspective of measuring gross activity in PJM-administered, exclusive of bilateral activity. "Gross activity" is determined by totaling the Default Allocation percentage of all companies that voted, per sector, as defined under Operating Agreement paragraph 15.2.4(a).

	Yes	No	Abstain
Electric Distributor	2.557 %	0.081 %	0.000%
End-Use Customer	0.000 %	0.164 %	0.000 %
Generation Owner	7.617 %	0.000%	0.019 %
Other Supplier	4.540 %	0.088 %	0.349 %
Transmission Owner	1.861 %	0.021 %	0.000%

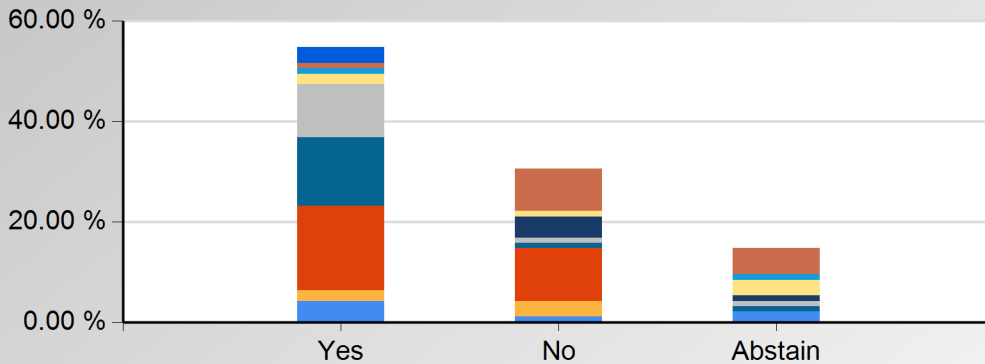
*Refer to the Company Designations table "Company Sector" column to see each company's group designation found on this chart.

**PJM Members Committee
MC Meeting Date: October 25, 2018**

Item 3: Market Seller Offer Cap Balancing Ratio Proposal
(Vote Result: FAILED)

**Percentage of Total Sector-Weighted Vote
per Line of Business in PJM
Percentage Vote Breakdown**

Groups
All lines of business within
all sectors.



- Ancillary Service Provider
- Consumer Advocate
- Curtailment Provider
- Financial Trader
- Industrial Customer
- IOU (inside)
- IPP
- Public Power (inside)
- Retail Marketer
- Wholesale Marketer

This chart shows the percentage of the total sector weighted vote cast
by member companies in each line of business.

	Yes	No	Abstain
Ancillary Service Provider	2.94 %	0.00 %	0.00 %
Consumer Advocate	2.70 %	21.62 %	13.51 %
Curtailment Provider	0.28 %	0.00 %	0.28 %
Financial Trader	0.56 %	0.28 %	0.84 %
Industrial Customer	0.00 %	10.81 %	0.98 %
IOU (inside)	6.25 %	6.67 %	0.28 %
IPP	2.83 %	2.70 %	0.98 %
Public Power (inside)	3.18 %	23.26 %	0.00 %
Retail Marketer	0.43 %	0.68 %	0.00 %
Wholesale Marketer	1.12 %	0.28 %	0.56 %

*Refer to the Company Designations table "Line of Business Designation" column to see each company's group designation found on this chart.

SECTION 2

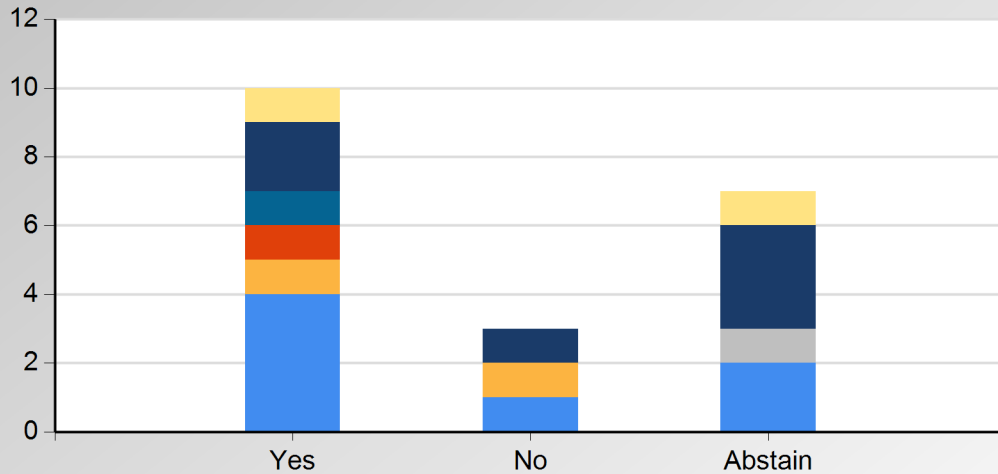
Charts displayed in this section include various portrayals of how various subsets of companies voted at the Members Committee (MC) meeting on this particular issue.

**PJM Members Committee
MC Meeting Date: October 25, 2018**

Item 3: Market Seller Offer Cap Balancing Ratio Proposal
(Vote Result: FAILED)

**Other Supplier Group
Vote Breakdown**

Groups
Lines of business within PJM's Other Supplier sector.



This chart shows how lines of business within the Other Suppliers sector voted.

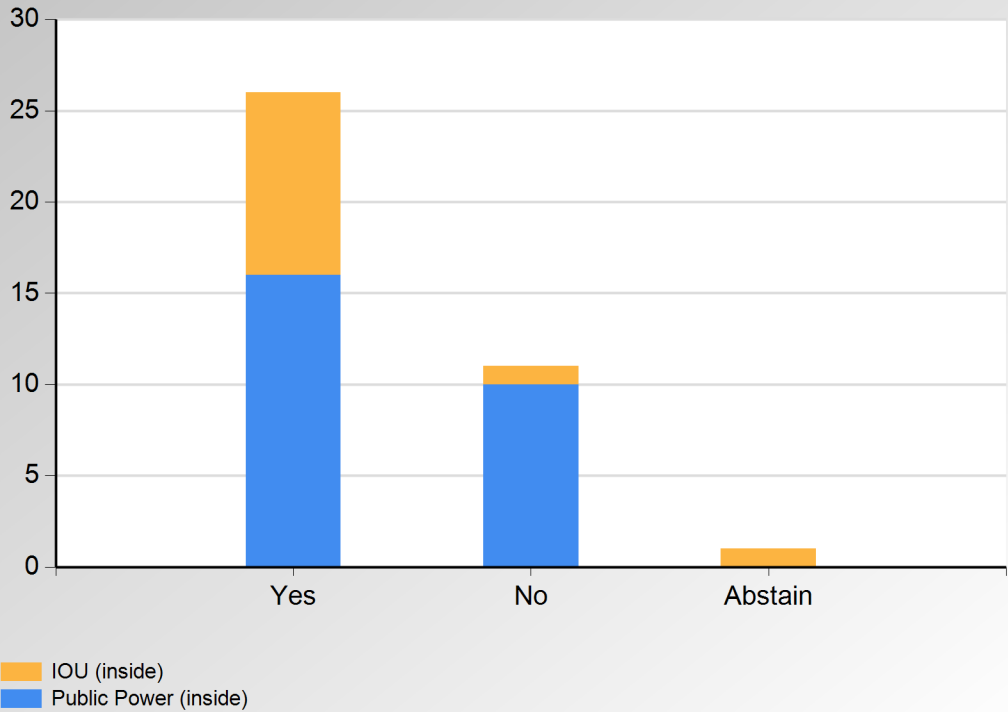
	Yes	No	Abstain
Curtailment Provider	1	0	1
Financial Trader	2	1	3
IOU (inside)	0	0	1
IPP	1	0	0
Public Power (inside)	1	0	0
Retail Marketer	1	1	0
Wholesale Marketer	4	1	2

*Refer to the Company Designations table "Line of Business Designation" column to see each company's group designation found on this chart.

**PJM Members Committee
MC Meeting Date: October 25, 2018**

Item 3: Market Seller Offer Cap Balancing Ratio Proposal
(Vote Result: FAILED)

**Public Power inside PJM vs. IOUs inside PJM
Vote Breakdown**



Groups
 IOUs (inside) = Investor-owned utilities inside PJM and others so designated.
 Public Power (inside) = Muni's/Co-op's inside PJM and others so designated.

This chart shows how a subset of companies voted.
Public power entities are compared to investor-owned (IOUs) within PJM's footprint.

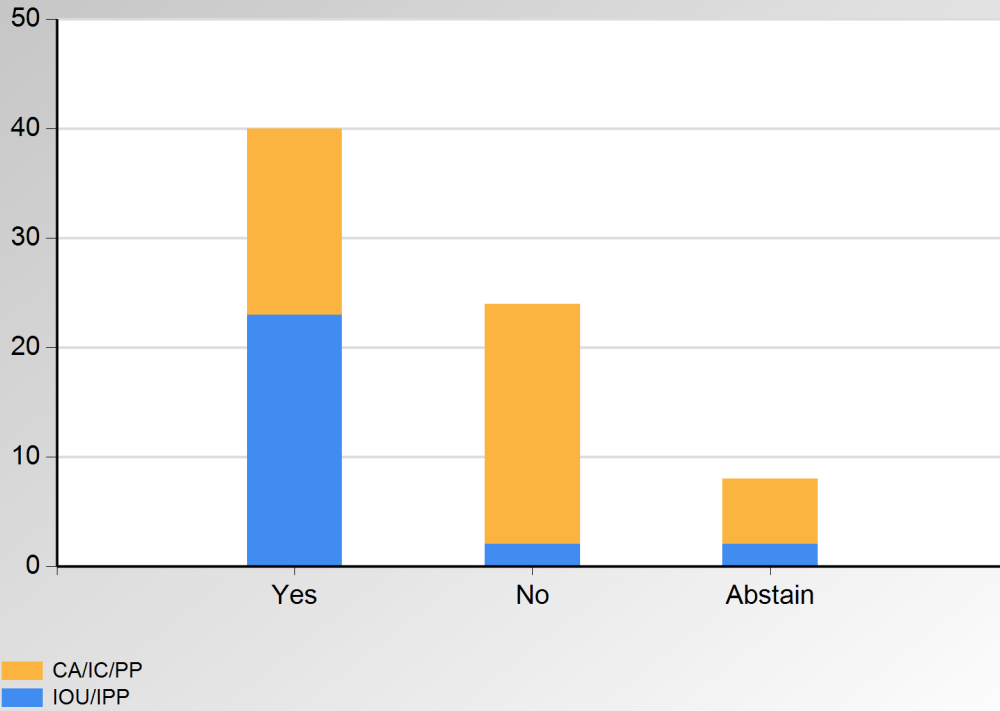
	Yes	No	Abstain
IOU (inside)	10	1	1
Public Power (inside)	16	10	0

*Refer to the Company Designations table "Line of Business Designation" column to see each company's group designation found on this chart.

**PJM Members Committee
MC Meeting Date: October 25, 2018**

Item 3: Market Seller Offer Cap Balancing Ratio Proposal
(Vote Result: FAILED)

**IOU / IPP vs. CA / IC / PP Companies
Vote Breakdown**



Groups
 IOU = Investor-Owned Utilities inside PJM
 IPP = Independent Power Producers
 CA = Consumer Advocates
 IC = Industrial Customers
 PP = Public Power inside PJM

This chart shows how a subset of companies voted.
 Two groups of companies are shown based on their perceived approach to the PJM marketplace.
 IOUs inside PJM and IPPs are grouped together based on their responsibility to shareholders and to load.
 Consumer advocates, industrial customers, and public power companies are group together based on their responsibility to load.

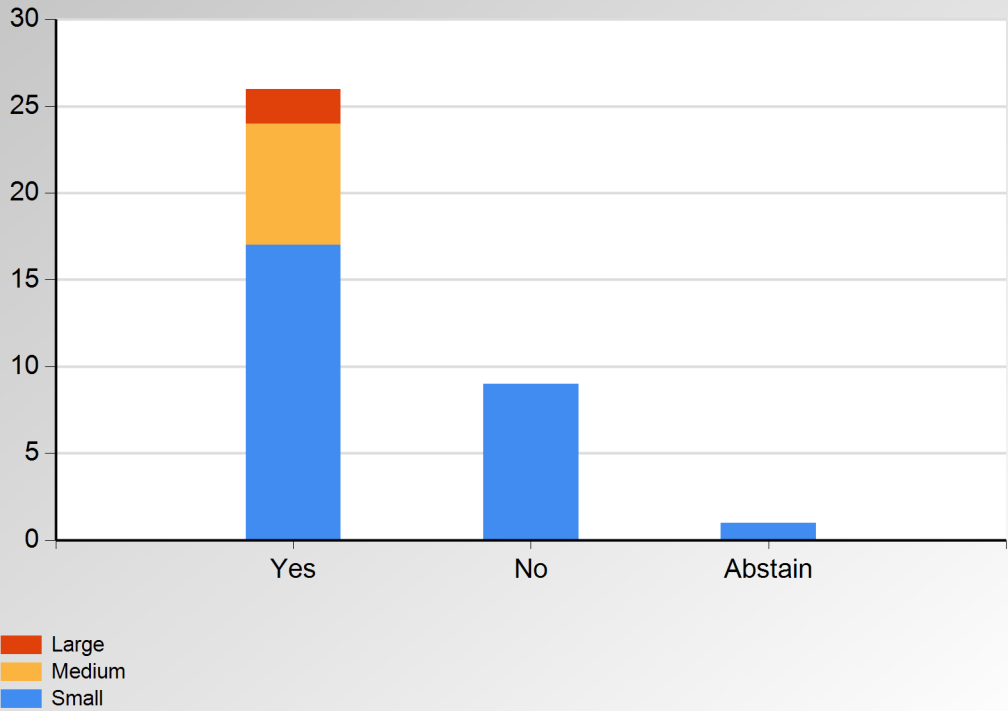
	Yes	No	Abstain
CA/IC/PP	17	22	6
IOU/IPP	23	2	2

*Refer to the Company Designations table "Line of Business Designation" column to see each company's group designation found on this chart.

**PJM Members Committee
MC Meeting Date: October 25, 2018**

Item 3: Market Seller Offer Cap Balancing Ratio Proposal
(Vote Result: FAILED)

**Owners of Generation in PJM's Footprint
Vote Breakdown**



Generation Groupings based on MW Installed Capacity on January 1, 2018
 Small: <500
 Medium: >=500 and <=3,000
 Large: >3,000

This chart shows how companies owning generation in PJM's footprint (excluding Behind the Meter generation) voted. Each company is categorized as Small, Medium, or Large based on a snapshot of MW of capacity installed as of January 1 of the year the vote was taken.

	Yes	No	Abstain
Large	2	0	0
Medium	7	0	0
Small	17	9	1

*Refer to the Company Designations table "Generation Group" column to see each company's group designation found on this chart.

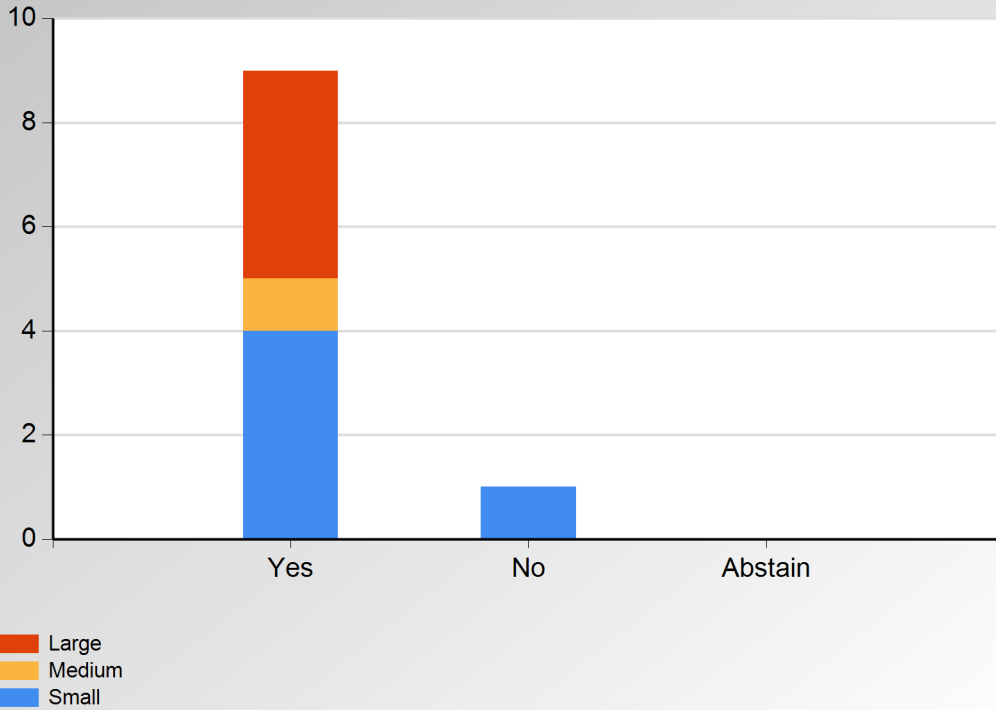
**PJM Members Committee
MC Meeting Date: October 25, 2018**

Item 3: Market Seller Offer Cap Balancing Ratio Proposal
(Vote Result: FAILED)

**Owners of Transmission in PJM's Footprint
Vote Breakdown**

Groups based on
Revenue Reqs (\$MM)
on January 1, 2018

Small: <50
Medium: >=50 and <=150
Large: >150



This chart shows how companies owning transmission in PJM's footprint voted. Each company is categorized as Small, Medium, or Large based on a snapshot of Revenue Requirements amount as of January 1 the year the vote was taken.

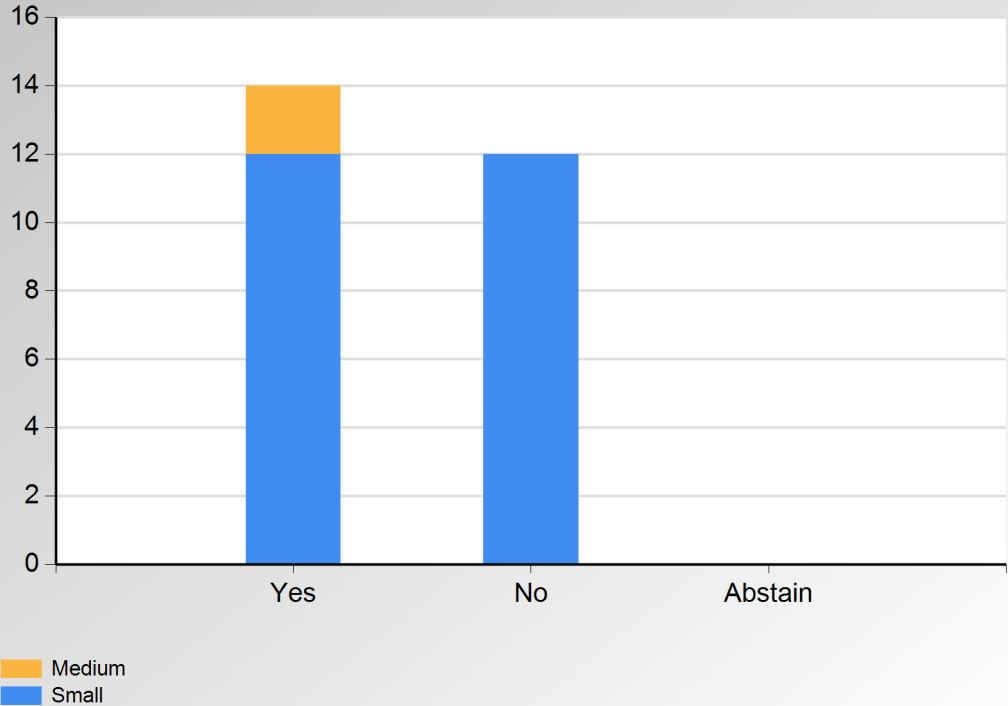
	Yes	No	Abstain
Large	4	0	0
Medium	1	0	0
Small	4	1	0

*Refer to the Company Designations table "Transmission Group" column to see each company's group designation found on this chart.

**PJM Members Committee
MC Meeting Date: October 25, 2018**

Item 3: Market Seller Offer Cap Balancing Ratio Proposal
(Vote Result: FAILED)

**Companies Serving Load within PJM
Vote Breakdown**



Groups based on
Avg Real-Time
Metered Load (MW)
over all the hours of the year
2017

Small: <1,000
Medium: >=1,000 and <=5,000
Large: >5,000

This chart shows how companies serving metered load voted. Each company is categorized as Small, Medium, or Large based on the average real-time metered load served over all hours of the year prior to the year the vote was taken.

	Yes	No	Abstain
Medium	2	0	0
Small	12	12	0

*Refer to the Company Designations table "Load Server Group" column to see each company's group designation found on this chart.

SECTION 3

The table reports displayed in this section provide important detail supporting the charts in the previous sections.

**PJM Members Committee
MC Meeting Date: October 25, 2018**

Item 3: Market Seller Offer Cap Balancing Ratio Proposal
(Vote Result: FAILED)

SECTOR DETAIL VOTE BREAKDOWN

End-Use Customer			
Yes	No	Abstain	Sector Vote In Favor
1	14	5	6.7 %
Office of the Attorney General, Kentucky	Air Products & Chemicals, Inc.	Consumer Protection and Advocate Division of the Tennessee Attorney General	
	ArcelorMittal USA LLC	Indiana Office of Utility Consumer Counselor (IN OUCC)	
	Delaware Division of the Public Advocate	Michigan Department of Attorney General, Environment, Natural Resources, & Agriculture Division	
	Illinois Citizen Utility Board	Ohio Consumers' Counsel	
	Lehigh Portland Cement Company	Virginia Division of Consumer Counsel	
	Linde, LLC		
	Maryland Office of People's Counsel		
	MeadWestvaco Corporation		
	New Jersey Division of Rate Counsel		
	Office of the People's Counsel for the District of Columbia		
	Pennsylvania Office of Consumer Advocate		
	Praxair, Inc.		
	Public Staff - North Carolina Utilities Commission		
	West Virginia Consumer Advocate Division		
Transmission Owner			
Yes	No	Abstain	Sector Vote In Favor
8	1	0	88.9 %
American Transmission Systems, Inc.	Rockland Electric Company		
Dayton Power & Light Company (The)			
Duke Energy Business Services LLC			
Duquesne Light Company			
Essential Power Rock Springs, LLC			
Exelon Business Services Company, LLC			
Public Service Electric & Gas Company			
Virginia Electric & Power Company			

Generation Owner			
Yes	No	Abstain	Sector Vote In Favor
18	0	2	100.0 %
Calpine Energy Services, L.P.		Kimberly-Clark Corporation	
Carroll County Energy LLC		Procter & Gamble Paper Products Company (The)	
Covanta Energy Group, LLC			
Dynegy Marketing and Trade, LLC			
Eagle Point Power Generation, LLC			
Eastern Generation, LLC			
Elwood Energy, LLC			
Grays Ferry Cogeneration Partnership			
Indiana Municipal Power Agency			
Longview Power, LLC			
Moxie Freedom LLC			
NRG Power Marketing, LLC			
Newark Energy Center, LLC			
PPGI Fund A/B Development, LLC.			
Talen Energy Marketing, LLC			
Tenaska Power Services Co.			
Wheelabrator Frackville Energy Co., Inc.			
York County Solid Waste and Refuse Authority			
Electric Distributor			
Yes	No	Abstain	Sector Vote In Favor
15	11	0	57.7 %
Allegheny Electric Cooperative, Inc.	Borough of Butler, Butler Electric Division		
American Municipal Power, Inc.	Borough of Lavallette, New Jersey		
Borough of Chambersburg	Borough of Madison, New Jersey		
Buckeye Power, Inc.	Borough of Milltown, New Jersey		
City of Dover, Delaware	Borough of Park Ridge, New Jersey		
Delaware Municipal Electric Corporation, Inc.	Borough of Pemberton, New Jersey		
Easton Utilities Commission	Borough of Seaside Heights, New Jersey		
Hagerstown Light Department	Borough of South River, New Jersey		
Illinois Municipal Electric Agency	Letterkenny Industrial Development Authority - PA		
North Carolina Electric Membership Corporation	Vineland Municipal Electric Utility		
Northern Virginia Electric Cooperative (NOVEC)	Wellsboro Electric Company		
Old Dominion Electric Cooperative			
Southern Maryland Electric Cooperative, Inc.			

Electric Distributor			
Yes	No	Abstain	Sector Vote In Favor
15	11	0	57.7 %
Town of Williamsport (The)			
Wabash Valley Power Association, Inc.			
Other Supplier			
Yes	No	Abstain	Sector Vote In Favor
10	3	7	76.9 %
Brookfield Energy Marketing LP	Gerdau Ameristeel Energy, Inc.	Atlantic Grid Operations A, LLC	
Citigroup Energy, Inc.	Industrial Energy Users-Ohio	MidAtlantic Power Partners, LLC	
Direct Energy Business, LLC	Westar Energy, Inc.	New York Power Authority	
Energy Cooperative Association of Pennsylvania (The)		Northstar Trading Ltd.	
Enerwise Global Technologies, Inc.		SESCO Enterprises, LLC	
H.Q. Energy Services (U.S.), Inc.		Saracen Energy East, L.P.	
Jersey Green Energy, LLC		Solios Power Mid-Atlantic Trading, LLC	
Madison Gas & Electric Co.			
NextEra Energy Marketing, LLC			
WPPI Energy			

**PJM Members Committee
MC Meeting Date: October 25, 2018**

Item 3: Market Seller Offer Cap Balancing Ratio Proposal
(Vote Result: FAILED)

COMPANY DESIGNATIONS (Sorted by Sector then by Company Name)

Vote	Company Name (in PJM CRM system)	Company Sector (in PJM CRM System)	Company Line of Business (In PJM CRM system)	Buyer-Seller Group	Generation Group	Transmission Group	Load Server Group	Line of Business Designation
Yes	Allegheny Electric Cooperative, Inc.	Electric Distributor	Transmission Owner	Buyer	Small	Small	Small	IOU (inside)
Yes	American Municipal Power, Inc.	Electric Distributor	Muni/Co-op	Buyer	Zero	Zero	Zero	Public Power (inside)
No	Borough of Butler, Butler Electric Division	Electric Distributor	Load Serving Entity	Buyer	Small	Zero	Small	Retail Marketer
Yes	Borough of Chambersburg	Electric Distributor	Muni/Co-op	Buyer	Small	Zero	Small	Public Power (inside)
No	Borough of Lavallette, New Jersey	Electric Distributor	Muni/Co-op	Buyer	Small	Zero	Small	Public Power (inside)
No	Borough of Madison, New Jersey	Electric Distributor	Muni/Co-op	Buyer	Small	Zero	Small	Public Power (inside)
No	Borough of Milltown, New Jersey	Electric Distributor	Muni/Co-op	Buyer	Small	Zero	Small	Public Power (inside)
No	Borough of Park Ridge, New Jersey	Electric Distributor	Muni/Co-op	Buyer	Small	Zero	Small	Public Power (inside)
No	Borough of Pemberton, New Jersey	Electric Distributor	Muni/Co-op	Buyer	Small	Zero	Small	Public Power (inside)
No	Borough of Seaside Heights, New Jersey	Electric Distributor	Muni/Co-op	Buyer	Small	Zero	Small	Public Power (inside)
No	Borough of South River, New Jersey	Electric Distributor	Muni/Co-op	Buyer	Small	Zero	Small	Public Power (inside)
Yes	Buckeye Power, Inc.	Electric Distributor	Muni/Co-op	Seller	Medium	Zero	Medium	Public Power (inside)
Yes	City of Dover, Delaware	Electric Distributor	Muni/Co-op	Buyer	Small	Zero	Small	Public Power (inside)
Yes	Delaware Municipal Electric Corporation, Inc.	Electric Distributor	Muni/Co-op	Buyer	Small	Zero	Small	Public Power (inside)
Yes	Easton Utilities Commission	Electric Distributor	Muni/Co-op	Buyer	Small	Zero	Small	Public Power (inside)
Yes	Hagerstown Light Department	Electric Distributor	Muni/Co-op	Buyer	Zero	Zero	Zero	Public Power (inside)
Yes	Illinois Municipal Electric Agency	Electric Distributor	Muni/Co-op	Buyer	Medium	Zero	Small	Public Power (inside)
No	Letterkenny Industrial Development Authority - PA	Electric Distributor	Muni/Co-op	Buyer	Zero	Zero	Small	Public Power (inside)
Yes	North Carolina Electric Membership Corporation	Electric Distributor	Muni/Co-op	Seller	Small	Zero	Small	Public Power (inside)
Yes	Northern Virginia Electric Cooperative (NOVEC)	Electric Distributor	Muni/Co-op	Buyer	Zero	Zero	Small	Public Power (inside)
Yes	Old Dominion Electric Cooperative	Electric Distributor	Muni/Co-op	Buyer	Medium	Small	Small	Public Power (inside)
Yes	Southern Maryland Electric Cooperative, Inc.	Electric Distributor	Muni/Co-op	Buyer	Small	Small	Small	Public Power (inside)

Vote	Company Name (in PJM CRM system)	Company Sector (in PJM CRM System)	Company Line of Business (In PJM CRM system)	Buyer-Seller Group	Generation Group	Transmission Group	Load Server Group	Line of Business Designation
Yes	Town of Williamsport (The)	Electric Distributor	Muni/Co-op	Buyer	Zero	Zero	Zero	Public Power (inside)
No	Vineland Municipal Electric Utility	Electric Distributor	Muni/Co-op	Buyer	Small	Zero	Small	Public Power (inside)
Yes	Wabash Valley Power Association, Inc.	Electric Distributor	Muni/Co-op	Buyer	Small	Zero	Zero	Public Power (inside)
No	Wellsboro Electric Company	Electric Distributor	Muni/Co-op	Buyer	Zero	Zero	Small	Public Power (inside)
No	Air Products & Chemicals, Inc.	End-Use Customer	Industrial	Buyer	Zero	Zero	Zero	Industrial Customer
No	ArcelorMittal USA LLC	End-Use Customer	Load Serving Entity	Buyer	Zero	Zero	Small	Retail Marketer
Abstain	Consumer Protection and Advocate Division of the Tennessee Attorney General	End-Use Customer	Consumer Advocate	Buyer	Zero	Zero	Zero	Consumer Advocate
No	Delaware Division of the Public Advocate	End-Use Customer	Consumer Advocate	Buyer	Zero	Zero	Zero	Consumer Advocate
No	Illinois Citizen Utility Board	End-Use Customer	Consumer Advocate	Buyer	Zero	Zero	Zero	Consumer Advocate
Abstain	Indiana Office of Utility Consumer Counselor (IN OUCC)	End-Use Customer	Consumer Advocate	Buyer	Zero	Zero	Zero	Consumer Advocate
No	Lehigh Portland Cement Company	End-Use Customer	Industrial	Buyer	Zero	Zero	Zero	Industrial Customer
No	Linde, LLC	End-Use Customer	Industrial	Seller	Zero	Zero	Zero	Industrial Customer
No	Maryland Office of People's Counsel	End-Use Customer	Consumer Advocate	Buyer	Zero	Zero	Zero	Consumer Advocate
No	MeadWestvaco Corporation	End-Use Customer	Generation	Buyer	Zero	Zero	Zero	IPP
Abstain	Michigan Department of Attorney General, Environment, Natural Resources, & Agriculture Division	End-Use Customer	Consumer Advocate	Buyer	Zero	Zero	Zero	Consumer Advocate
No	New Jersey Division of Rate Counsel	End-Use Customer	Consumer Advocate	Buyer	Zero	Zero	Zero	Consumer Advocate
Yes	Office of the Attorney General, Kentucky	End-Use Customer	Consumer Advocate	Buyer	Zero	Zero	Zero	Consumer Advocate
No	Office of the People's Counsel for the District of Columbia	End-Use Customer	Consumer Advocate	Buyer	Zero	Zero	Zero	Consumer Advocate
Abstain	Ohio Consumers' Counsel	End-Use Customer	Consumer Advocate	Buyer	Zero	Zero	Zero	Consumer Advocate
No	Pennsylvania Office of Consumer Advocate	End-Use Customer	Consumer Advocate	Buyer	Zero	Zero	Zero	Consumer Advocate
No	Praxair, Inc.	End-Use Customer	Industrial	Seller	Zero	Zero	Zero	Industrial Customer
No	Public Staff - North Carolina Utilities Commission	End-Use Customer	Consumer Advocate	Buyer	Zero	Zero	Zero	Consumer Advocate
Abstain	Virginia Division of Consumer Counsel	End-Use Customer	Consumer Advocate	Buyer	Zero	Zero	Zero	Consumer Advocate
No	West Virginia Consumer Advocate Division	End-Use Customer	Consumer Advocate	Buyer	Zero	Zero	Zero	Consumer Advocate
Yes	Calpine Energy Services, L.P.	Generation Owner	Load Serving Entity	Seller	Large	Zero	Zero	Retail Marketer

Vote	Company Name (in PJM CRM system)	Company Sector (in PJM CRM System)	Company Line of Business (In PJM CRM system)	Buyer-Seller Group	Generation Group	Transmission Group	Load Server Group	Line of Business Designation
Yes	Carroll County Energy LLC	Generation Owner	Generation Owner/Ancillary Service Provider	Buyer	Medium	Zero	Zero	Ancillary Service Provider
Yes	Covanta Energy Group, LLC	Generation Owner	Generation	Seller	Small	Zero	Zero	IPP
Yes	Dynegy Marketing and Trade, LLC	Generation Owner	Generation	Seller	Zero	Zero	Zero	IPP
Yes	Eagle Point Power Generation, LLC	Generation Owner	Generation	Seller	Small	Zero	Zero	IPP
Yes	Eastern Generation, LLC	Generation Owner	Generation Owner/Ancillary Service Provider	Buyer	Zero	Zero	Zero	Ancillary Service Provider
Yes	Elwood Energy, LLC	Generation Owner	Transmission Owner	Seller	Zero	Zero	Zero	IOU (inside)
Yes	Grays Ferry Cogeneration Partnership	Generation Owner	Generation	Seller	Small	Zero	Zero	IPP
Yes	Indiana Municipal Power Agency	Generation Owner	Muni/Co-op	Buyer	Small	Zero	Small	Public Power (inside)
Abstain	Kimberly-Clark Corporation	Generation Owner	Generation	Seller	Small	Zero	Zero	IPP
Yes	Longview Power, LLC	Generation Owner	Generation	Seller	Medium	Zero	Zero	IPP
Yes	Moxie Freedom LLC	Generation Owner	Generation Owner/Ancillary Service Provider	Buyer	Medium	Zero	Zero	Ancillary Service Provider
Yes	Newark Energy Center, LLC	Generation Owner	Generation	Buyer	Zero	Zero	Zero	IPP
Yes	NRG Power Marketing, LLC	Generation Owner	Generation	Seller	Medium	Zero	Zero	IPP
Yes	PPGI Fund A/B Development, LLC.	Generation Owner	Generation	Buyer	Zero	Zero	Zero	IPP
Abstain	Procter & Gamble Paper Products Company (The)	Generation Owner	Industrial	Buyer	Zero	Zero	Zero	Industrial Customer
Yes	Talen Energy Marketing, LLC	Generation Owner	Generation	Seller	Large	Large	Zero	IPP
Yes	Tenaska Power Services Co.	Generation Owner	Generation	Seller	Zero	Zero	Zero	IPP
Yes	Wheelabrator Frackville Energy Co., Inc.	Generation Owner	Generation	Seller	Small	Zero	Zero	IPP
Yes	York County Solid Waste and Refuse Authority	Generation Owner	Generation	Buyer	Small	Zero	Zero	IPP
Abstain	Atlantic Grid Operations A, LLC	Other Supplier	Transmission Owner	Buyer	Zero	Zero	Zero	IOU (inside)
Yes	Brookfield Energy Marketing LP	Other Supplier	Power Marketer	Seller	Small	Zero	Zero	Wholesale Marketer
Yes	Citigroup Energy, Inc.	Other Supplier	Financial Trader	Buyer	Zero	Zero	Zero	Financial Trader
Yes	Direct Energy Business, LLC	Other Supplier	Load Serving Entity	Buyer	Zero	Zero	Medium	Retail Marketer
Yes	Energy Cooperative Association of Pennsylvania (The)	Other Supplier	Muni/Co-op	Buyer	Zero	Zero	Zero	Public Power (inside)
Yes	Enerwise Global Technologies, Inc.	Other Supplier	Curtailed Service Provider	Seller	Zero	Zero	Zero	Curtailed Provider
No	Gerdau Ameristeel Energy, Inc.	Other Supplier	Financial Trader	Buyer	Zero	Zero	Zero	Financial Trader
Yes	H.Q. Energy Services (U.S.), Inc.	Other Supplier	Power Marketer	Seller	Zero	Zero	Zero	Wholesale Marketer

Vote	Company Name (in PJM CRM system)	Company Sector (in PJM CRM System)	Company Line of Business (In PJM CRM system)	Buyer-Seller Group	Generation Group	Transmission Group	Load Server Group	Line of Business Designation
No	Industrial Energy Users-Ohio	Other Supplier	Load Serving Entity	Seller	Zero	Zero	Zero	Retail Marketer
Yes	Jersey Green Energy, LLC	Other Supplier	Financial Trader	Buyer	Zero	Zero	Zero	Financial Trader
Yes	Madison Gas & Electric Co.	Other Supplier	Power Marketer	Buyer	Zero	Zero	Zero	Wholesale Marketer
Abstain	MidAtlantic Power Partners, LLC	Other Supplier	Curtailement Service Provider	Seller	Zero	Zero	Zero	Curtailement Provider
Abstain	New York Power Authority	Other Supplier	Financial Trader	Buyer	Zero	Zero	Zero	Financial Trader
Yes	NextEra Energy Marketing, LLC	Other Supplier	Generation	Buyer	Small	Zero	Zero	IPP
Abstain	Northstar Trading Ltd.	Other Supplier	Financial Trader	Seller	Zero	Zero	Zero	Financial Trader
Abstain	Saracen Energy East, L.P.	Other Supplier	Financial Trader	Seller	Zero	Zero	Zero	Financial Trader
Abstain	SESCO Enterprises, LLC	Other Supplier	Power Marketer	Seller	Zero	Zero	Zero	Wholesale Marketer
Abstain	Solios Power Mid-Atlantic Trading, LLC	Other Supplier	Power Marketer	Seller	Zero	Zero	Zero	Wholesale Marketer
No	Westar Energy, Inc.	Other Supplier	Power Marketer	Buyer	Zero	Zero	Zero	Wholesale Marketer
Yes	WPPI Energy	Other Supplier	Power Marketer	Buyer	Zero	Zero	Zero	Wholesale Marketer
Yes	American Transmission Systems, Inc.	Transmission Owner	Transmission Owner	Buyer	Zero	Large	Zero	IOU (inside)
Yes	Dayton Power & Light Company (The)	Transmission Owner	Transmission Owner	Buyer	Small	Small	Zero	IOU (inside)
Yes	Duke Energy Business Services LLC	Transmission Owner	Transmission Owner	Buyer	Zero	Zero	Zero	IOU (inside)
Yes	Duquesne Light Company	Transmission Owner	Transmission Owner	Seller	Zero	Medium	Small	IOU (inside)
Yes	Essential Power Rock Springs, LLC	Transmission Owner	Transmission Owner	Seller	Zero	Zero	Zero	IOU (inside)
Yes	Exelon Business Services Company, LLC	Transmission Owner	Transmission Owner	Buyer	Zero	Zero	Zero	IOU (inside)
Yes	Public Service Electric & Gas Company	Transmission Owner	Transmission Owner	Buyer	Zero	Large	Zero	IOU (inside)
No	Rockland Electric Company	Transmission Owner	Transmission Owner	Buyer	Zero	Small	Zero	IOU (inside)
Yes	Virginia Electric & Power Company	Transmission Owner	Transmission Owner	Buyer	Zero	Large	Zero	IOU (inside)